

SLASH

SETUP SHEET

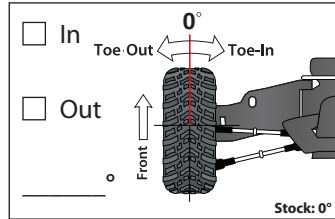
Driver: _____
 Date: _____
 Event: _____
 Track / City: _____
 Qual. / Finish: _____

TRACK CONDITIONS

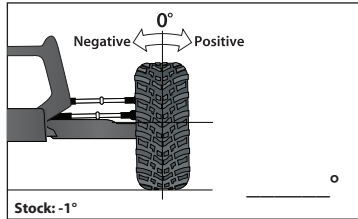
Surface: ☐ Smooth ☐ Med. ☐ Rough
 Traction: ☐ High ☐ Med. ☐ Low
 Size: ☐ Tight ☐ Med. ☐ Open
 Wet: ☐ Yes ☐ No

FRONT SUSPENSION

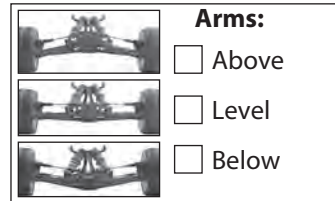
TOE ANGLE



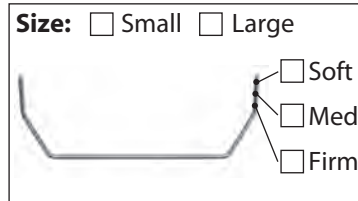
CAMBER



RIDE HEIGHT

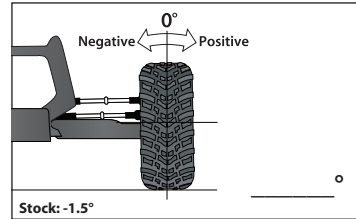


SWAYBAR

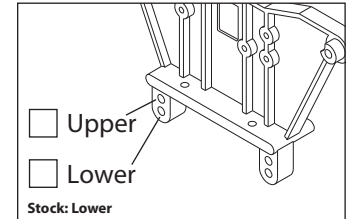


REAR SUSPENSION

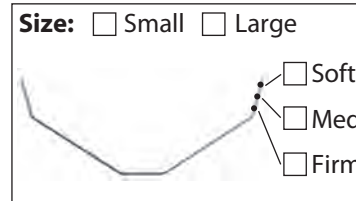
CAMBER




ROLL CENTER (INSIDE)



SWAYBAR




RIDE HEIGHT

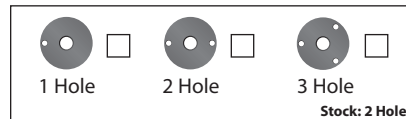


FRONT SHOCKS

MOUNTING POSITION



PISTONS



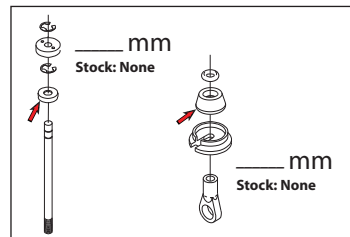
Springs (Color)

Stock: White

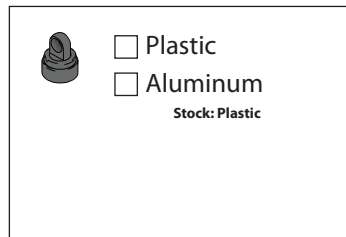
Oil _____ wt

Stock: 35wt

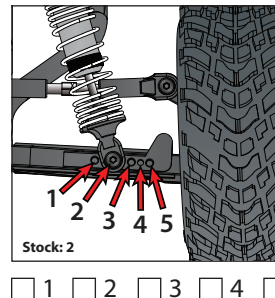
LIMITERS



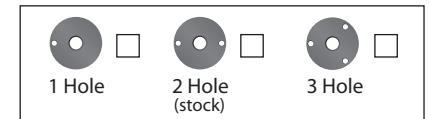
CAPS



REAR SHOCKS



PISTONS



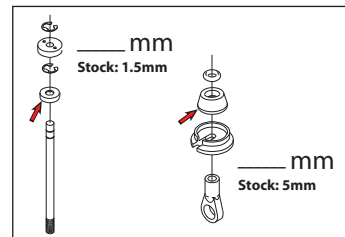
Springs (Color)

Stock: White


Oil _____ wt

Stock: 35wt

LIMITERS



CAPS



DIFFERENTIAL

Oil _____ wt Stock: None

TRANSMISSION

Spur Gear _____ T Pinion _____ T
 Stock: 86 Stock: 18
 Slipper: ☐ Soft ☐ Medium ☐ Firm
 Stock: Medium

TIRES / WHEELS

Front Rear
 Type _____
 Insert _____
 Wheel _____

BODY

☐ Stock ☐ Other _____

ELECTRONICS

Motor: ☐ Stock ☐ Other _____
 ESC: ☐ Stock ☐ Other _____
 Battery: _____
 Battery Position: ☐ Front ☐ Rear Stock: Rear

CAR / TRACK COMMENTS



1100 Klein Rd, Plano, TX 75074
 1-888-TRAXXAS, www.Traxxas.com